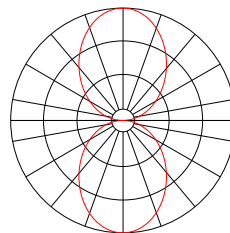
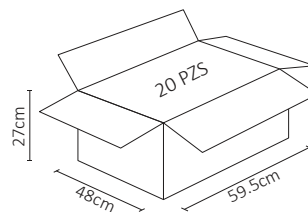
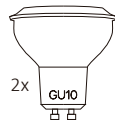
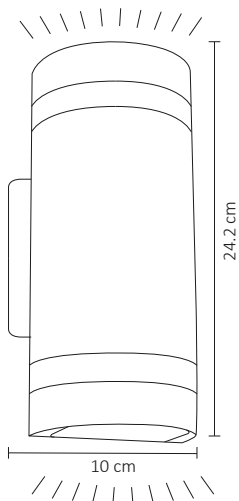


# LUMINARIA PARED CILINDRO ALUMINIO NEGRA DOBLE ARO EXTERIOR BASES GU10



El balance perfecto entre elegancia y funcionalidad, esta luminaria exterior te permitirá darle un toque sofisticado a tu proyecto.



## ESPECIFICACIONES

|      |                       |
|------|-----------------------|
| #    | ADE-006               |
| 💡    | DECORATIVO            |
| W    | N/A                   |
| ⚡    | N/A                   |
| 🔌    | N/A                   |
| ☀️   | N/A                   |
| 360° | APERTURA: 90° + 90°   |
| 🌈    | N/A                   |
| 🌈    | N/A                   |
| 🔧    | N/A                   |
| 📏    | 100x242x134mm         |
| 🏋️   | PESO: 650gr.          |
| 💎    | ALUMINIO + VIDRIO     |
| 🕒    | N/A                   |
| 🌡️   | OPERACIÓN: -10 A 40°C |
| 💧    | IP54                  |

VIDA ÚTIL: 40,000



01 Sep 2019